

CV61

Accessory Guide

Mounting Kits


Accessory Name	Part Number	Description
Upgrade Mounting Kit with 2-1/4" Ball	203-959-001	CV61 back plate, hardware and 2-1/4" "D" size RAM mounting ball. Use for dropping CV61 into a legacy CV60 installation that uses "D" size RAM mounting arm.
Upgrade Mounting Kit with 3-3/8" Ball	203-959-002	CV61 back plate, hardware, and 3-3/8" "E" size extra duty RAM mounting ball. Use for dropping CV61 into a legacy CV60 installation that uses "E" size extra duty RAM mounting arm.
Vehicle Mounting Kit, Stubby Extra Duty	203-956-001	Extra duty 3-3/8" "E" size RAM mounting system including dual mounting balls and mounting arm. Recommended for CV61 vehicle installations.
Desktop Mounting Kit	203-950-001	Standard duty 2-1/4" "D" size RAM mounting system including dual mounting balls, mounting arm and desktop base. Recommended for CV61 stationary (non-vehicle) installations.
Direct Wiring Kit	203-950-002	Includes cable VE027-98020-B0 for direct connection between CV61 power input and vehicle battery (9-60 VDC installations only). Kit also includes fuse, terminal ring parts and cable mounting hardware.
Security Kit	203-949-001	Cable retention kit contains two brackets and associated hardware. One bracket conceals the power switch and secures the power input cable. The second bracket provides cable-tie attach points to secure the PS/2, serial, Ethernet, USB, CANBUS, and audio cables.
Keyboard-to-Vehicle Mounting Kit with Dual 1-1/2" Ball	805-661-001	Mounts keyboard to vehicle using 1-1/2" RAM mounting balls and arm. Recommended for new installations.
Keyboard-to-Computer Mounting Kit	G9A-KB001-01	Keyboard tray-style mount attaches directly to CV61. Fully swivels. Compatible with all rugged keyboards.






CV61

Accessory Guide

Power Supplies

Accessory Name	Part Number	Description
AC/DC Power Adapter (Requires Separate AC Cord)	203-955-001	Requires country-specific AC power cord (see below), RoHS compliant.
	1-974030-025 071918 321-501-002 1-974027-025 321-502-002 321-471-002 321-500-002 321-470-001 1-974029-020 1-974028-025	AC Power Cord, Australia AC Power Cord, China AC Power Cord, Denmark AC Power Cord, Europe AC Power Cord, India & South Africa AC Power Cord, Italy AC Power Cord, Japan AC Power Cord, Switzerland AC Power Cord, United Kingdom AC Power Cord, United States
DC-DC Power Supply for Standard Voltage Vehicle Installs	203-779-001	Standard voltage (6-60 V) vehicle power DC/DC converter. Provides power to the CV61 touch screen defroster element. Requires adapter cable VE027-8024-C0 for use with CV61 computer. RoHS compliant.
DC-DC Power Supply for Non-Heater, High Voltage Vehicle Installs	203-780-001	High voltage (15-96 V) vehicle power DC/DC converter. Provides power to the CV61. Does not provide power to the touch screen defroster element. Requires adapter cable VE027-8024-C0 for use with CV61 computer.
DC-DC Power Supply for Heated, High Voltage Vehicle Installs	203-780-002	Dual high voltage (15-96 V) power vehicle DC/DC converters. Kit provides power to both the CV61 and the touch screen defroster element. Requires adapter cable VE027-8024-C0 for use with CV61 computer.






Cables

Accessory Name	Part Number	Description
Cable, 5-Pin Male to 6-Pin Female	VE027-8024-C0	Adapter cable permits connecting CV61 computer to CV60 external DC/DC power converter installations.
		
Cable, 6-Pin Female to Open Wire	VE027-8020-B0	Provides for direct connection from CV61 to vehicle battery. Also included in kit 203-950-001.
		
Cable, Dual USB, CV30/CV61	VE011-2017	Breakout Y-cable adapter to dual USB Type A host connectors (includes cable restraints). Required for CV61 USB connections.
		

CV61

Accessory Guide

Keyboards

Accessory Name	Part Number	Description
Backlit Keyboard, 101-Key for Windows 	340-053-003	Rugged external, backlit PS/2 keyboard with full-size 101-key Windows layout. Recommended to use 203-949-001 cable security kit for vehicle installations. RoHS compliant.
Backlit Keyboard, 88-Key for Windows 	850-551-106	Rugged external, backlit PS/2 keyboard with 88-key Windows layout. Recommended to use 203-949-001 cable security kit for vehicle installations. RoHS compliant.
Backlit Keyboard, 88-Key for 3270 Terminal Emulation 		Rugged external, backlit PS/2 keyboard with 88-key 3270 terminal emulation layout. Recommended to use 203-949-001 cable security kit for vehicle installations. RoHS compliant.
Keybd, Rugged QWERTY, 5250, Backlit RoHS 	850-551-109	Rugged external, backlit PS/2 keyboard with 88-key 5250 terminal emulation layout. Recommended to use 203-949-001 cable security kit for vehicle installations. RoHS compliant.
Backlit Keyboard, 88-Key for VT220 Terminal Emulation 	850-551-107	Rugged external, backlit PS/2 keyboard with 88-key VT220 terminal emulation layout. Recommended to use 203-949-001 cable security kit for vehicle installations. RoHS compliant.

Antennas

Accessory Name	Part Number	Description
External Antenna, 802.11 a/b/g	203-958-001	Dual band 2.4GHz and 5.0GHz sealed remote-mount antenna. Compatible with 802.11 infrastructure. RoHS compliant.
Omnidirectional Antenna	203-958-002	Single-band 2.4 GHz omnidirectional remote-mount antenna. Supports 802.11 b/g/n only (does not support 5.0 GHz 802.11a). Features 3dB gain and wider coverage cone.

Miscellaneous

Accessory Name	Part Number	Description
Memory Upgrade Kit, 1GB	203-958-001	Adds additional 1GB RAM memory to CV61A base unit for a total of 2GB RAM. User installable 1GB DDR2 SODIMM.
Memory Upgrade Kit, 2GB	203-958-002	Adds additional 2GB RAM memory to CV61A base unit for a total of 3GB RAM. User installable 2GB DDR2 SODIMM.



Copyright © 2012 Intermec Technologies Corporation. All rights reserved. Intermec is a registered trademark of Intermec Technologies Corporation. All other trademarks are the property of their respective owners. Printed in the U.S.A. 612192-03/12